

**KINETIC ENGINEERING LIMITED**

Regd. Office : Kinetic Innovation Park, D-1 Block,  
Plot No. 18/2, H. K. Firodia Road, MIDC,  
Chinchwad, Pune - 411 019. (India)

Tele. : +91-20-66142049  
Fax : +91-20-66142088 / 89

CIN : L35912MH1970PLC014819

Website : www.kineticindia.com

KEL/SEC/2015

July 21, 2015

To,  
Bambay Stock Exchange Ltd.,  
Dept. of Corporate Services,  
25<sup>th</sup> Floor, P. J. Towers,  
Dalal Street, Fort,  
Mumbai- 400 001

**Kind Attn.: Mr. Wilbur Fernandes, Manager- DCS- CRD**  
**Sub.: Shareholding Pattern**

Dear Sir,


Please find enclosed herewith Shareholding Pattern of the Company as on 30/06/2015 as per Clause 35 of the Listing Agreement.

Thanking You,

Yours faithfully,

**For Kinetic Engineering Limited**

**Mr. Rohit Purandare**  
**Company Secretary**



Encl.: a/a.

Introductory sub-table 1(a)

Name of the Company: KINETIC ENGINEERING LIMITED

Scrip Code, Name of the scrip, class of security: 500240, KINETICE, EQUITY SHARES

Quarter ended: 30th June, 2015

Partly paid-up shares:-

	No. of partly paid-up shares	As a % of total no. of partly paid-up shares	As a % of total no. of shares of the company
Held by promoter/promoter group	0	0	0
Held by public	0	0	0
<b>Total - D</b>	<b>0</b>	<b>0</b>	<b>0</b>

Outstanding convertible securities:-

	No. of outstanding securities	As a % of total no. of outstanding convertible securities	As a % of total no. of shares of the company, assuming full conversion of the convertible securities
Held by promoter/promoter group	0	0	0
Held by public	4530000	100	25.03
<b>Total - E</b>	<b>4530000</b>	<b>100</b>	<b>25.03</b>

Warrants:-

	No. of warrants	As a % of total no. of warrants	As a % of total no. of shares of the company, assuming full conversion of warrants
Held by promoter/promoter group	0	0	0
Held by public	0	0	0
<b>Total - F</b>	<b>0</b>	<b>0</b>	<b>0</b>

Total paid-up capital of the company, assuming full conversion of warrants and convertible securities


18095850	
----------	--




## Statement Showing Shareholding Pattern

30.06.2015

Category code	Category of Shareholder	Number of Shareholders	Total number of shares	Table (I)(a)		Total shareholding as a percentage of total number of shares		Shares Pledged or otherwise encumbered
				Number of shares held in dematerialized form	As a percentage of (A+B) <sup>1</sup>	As a percentage of (A+B+C)		
(I)	(II)	(III)	(IV)	(V)	(VI)	(VII)	(VIII)	(IX) = (VIII)/(IV)*100
(A)	Shareholding of Promoter and Promoter Group <sup>2</sup>							
1	Indian							
(a)	Individuals/ Hindu Undivided Family							
(b)	Central Government/ State Government(s)	0	0	0	0.00	0.00	0	0.00
(c)	Bodies Corporate	0	0	0	0.00	0.00	0	0.00
(d)	Shareholding of Promoter and Promoter Group <sup>2</sup>	2	3026095	3026095	22.31	22.31	0	0.00
(e)	Any Others(Specify)	0	0-	0	0.00	0.00	0	0.00
(e-i)	Directors and their relatives	5	4471063	4471063	32.96	32.96	0	0.00
(e-ii)								
	Sub Total(A)(I)	7	7497158	7497158	55.26	55.26	0	0.00
2	Foreign							



a	Individuals (Non-Residents Individuals/ Foreign Individuals)	0	0	0	0	0	0	0	0	0.00	0	0.00
b	Bodies Corporate	0	0	0	0	0	0	0	0	0.00	0	0.00
c	Institutions	0	0	0	0	0	0	0	0	0.00	0	0.00
d	Qualified Foreign Investor	0	0	0	0	0	0	0	0	0.00	0	0.00
e	Any Others(Specify)	0	0	0	0	0	0	0	0	0.00	0	0.00
e-i		0	0	0	0	0	0	0	0	0.00	0	0.00
e-ii												
	<b>Sub Total(A)(2)</b>	<b>0</b>	<b>0</b>	<b>0</b>	<b>0</b>	<b>0</b>	<b>0</b>	<b>0</b>	<b>0</b>	<b>0.00</b>	<b>0</b>	<b>0</b>
	<b>Total Shareholding of Promoter and Promoter Group (A)= (A)(I)+(A)(2)</b>	<b>7</b>	<b>7497158</b>	<b>7497158</b>	<b>7497158</b>	<b>7497158</b>	<b>7497158</b>	<b>55.26</b>	<b>55.26</b>	<b>55.26</b>	<b>0</b>	<b>0.00</b>
<b>(B)</b>	<b>Public shareholding</b>											
<b>I</b>	<b>Institutions</b>											
(a)	Mutual Funds/ UTI	9	694	0	0	0	0	0.01	0.01	0.01	0	0.00
(b)	Financial Institutions / Banks	18	143087	140622	140622	140622	140622	1.05	1.05	1.05	0	0.00
(c)	Central Government/ State Government(s)											
(d)	Venture Capital Funds	0	0	0	0	0	0	0.00	0.00	0.00	0	0.00
(e)	Insurance Companies	0	0	0	0	0	0	0.00	0.00	0.00	0	0.00
(f)	Foreign Institutional Investors	3	256	64	64	64	64	0.00	0.00	0.00	0	0.00
(g)	Foreign Venture Capital Investors	0	0	0	0	0	0	0.00	0.00	0.00	0	0.00
(h)	Qualified Foreign Investor	0	0	0	0	0	0	0.00	0.00	0.00	0	0.00
(I)	Any Others(Specify)	0	0	0	0	0	0	0.00	0.00	0.00	0	0.00
(I-i)	Trust	2	280	262	262	262	262	0.00	0.00	0.00	0	0.00
(I-ii)												
	<b>Sub-Total (B)(I)</b>	<b>32</b>	<b>144317</b>	<b>140948</b>	<b>140948</b>	<b>140948</b>	<b>140948</b>	<b>1.06</b>	<b>1.06</b>	<b>1.06</b>	<b>0</b>	<b>0.00</b>
<b>B 2</b>	<b>Non-institutions</b>											
(a)	Bodies Corporate	294	1031873	1023948	1023948	1023948	1023948	7.61	7.61	7.61	0	0.00
(b)	Individuals											



I	Individuals -i. Individual shareholders holding nominal share capital up to Rs 1 lakh	21377	2188745	1725224	16.13	16.13	5899	0.27
II	ii. Individual shareholders holding nominal share capital in excess of Rs. 1 lakh.	31	807612	741945	5.95	5.95	0	0.00
(c)	Qualified Foreign Investor	0	0	0	0.00	0.00	0	0.00
(d)	Any Other (specify)							
(d-i)	Clearing Member	41	67355	67355	0.50	0.50	0	0.00
(d-ii)	NRI/NRN							
(d-iii)	Foreign Companies	601	70277	45384	0.52	0.52	128	0.00
(d-iv)	Overseas Body Companies	4	1758171	1758171	12.96	12.96	0	0.00
	Sub-Total (B)(2)	4	342	0	0.00	0.00	0	0.00
		22352	5924375	5362027	43.67	43.67	6027	0.10
(B)	Total Public Shareholding (B)= (B)(1)+(B)(2)	22384	6068692	5502975	44.73	44.74	6027	0.10
	TOTAL (A)+(B)	22391	13565850	13000133	100.00	100.00	6027	0.04
(C)	Shares held by Custodians and against which Depository Receipts have been issued							
1	Promoter and Promoter Group	0	0	0	0.00	0.00	0	0.00
2	Public	0	0	0	0.00	0.00	0	0.00
	Sub-Total (C)	0	0	0	0	0	0	0.00
	GRAND TOTAL (A)+(B)+(C)	22391	13565850	13000133	100.00	100.00	6027	0.04






**(I)(c)(i) Statement showing holding of securities (including shares, warrants, convertible securities) of persons belonging to the category "Public" and holding more than 1% of the total number of shares**

Sr. No.	Name of the shareholder	Number of shares held	Shares as a percentage of total number of shares {i.e., Grand Total (A)+(B)+(C) indicated in Statement at para (I)(a) above}	Details of warrants		Details of convertible securities		Total shares (including underlying shares assuming full conversion of warrants and convertible securities) as a % of diluted share capital
				Number of warrants held	As a % total number of warrants of the same class	Number of convertible securities held	% w.r.t total number of convertible securities of the same class	
1	PINEBRIDGE ASIA PARTNERS II L.P.	1060947	7.82	0	0	0	0	0
2	RELIANCE CAPITAL LIMITED	715000	5.27	0	0	0	0	0
3	HARSHA HITEESH JHAVERI	290000	2.14	0	0	0	0	0
4	AIA SINGAPORE PRIVATE LIMITED	195867	1.44	0	0	0	0	0
5	BILLION ALLY LIMITED	378940	2.79	0	0	0	0	0
6	BNY CORPORATE TRUSTEE SERVICES LIMITED (TRUSTEE FOR BOND HOLDERS)	0	0	0	0	4530000	100	25.03
<b>TOTAL</b>		<b>2640754</b>	<b>19.47</b>	<b>0</b>	<b>0</b>	<b>4530000</b>	<b>100</b>	<b>25.03</b>

30.06.2015








(D)(d) Statement showing details of locked-in shares

Sr. No.	Name of the shareholder	Number of locked-in shares	30.06.2015
Locked-in shares as a percentage of total number of shares {i.e., Grand Total (A)+(B)+(C) indicated in Statement at para (D)(a) above}			
<b>TOTAL</b>			






(II)(b) Statement showing holding of Depository Receipts (DRs), where underlying shares held by "promoter/promoter group" are in excess of 1% of the total number of shares

30.06.2015

Sr. No.	Name of the DR Holder	Type of outstanding DR (ADRs, GDRs, SDRs, etc.)	Number of shares underlying outstanding DRs	Shares underlying outstanding DRs as a percentage of total number of shares (i.e., Grand Total (A)+(B)+(C) indicated in Statement at para (D)(a) above)
1				
2				
3				
4			L	
5		I		
6				
7	N			
8				
9				
TOTAL				

OF KINETIC ENGINEERING LIMITED

  
 Company Secretary

