

**KINETIC ENGINEERING LIMITED**

Regd. Office : Kinetic Innovation Park, D-1 Block,  
Plot No. 18/2, H. K. Firodia Road, MIDC,  
Chinchwad, Pune - 411 019. (India)

Tele. : +91-20-66142049  
Fax : +91-20-66142088 / 89

CIN : L35912MH1970PLC014819

Website : www.kineticindia.com

KEL/SEC/2015

October 21, 2015

To,  
Bambay Stock Exchange Ltd.,  
Dept. of Corporate Services,  
25<sup>th</sup> Floor, P. J. Towers,  
Dalal Street, Fort,  
Mumbai- 400 001

**Kind Attn.: Mr. Wilbur Fernandes, Manager- DCS- CRD**

**Sub.: Shareholding Pattern**


Dear Sir,

Please find enclosed herewith Shareholding Pattern of the Company as on 30/09/2015 as per Clause 35 of the Listing Agreement.

Thanking You,

Yours faithfully,

**For Kinetic Engineering Limited**

  
**Rohit Purandare**  
**Company Secretary**



Encl.: a/a.

Introductory sub-table (I)(a)			
Name of the Company: KINETIC ENGINEERING LIMITED			
Scrip Code, Name of the scrip, class of security: 500240, KINETICE, EQUITY SHARES			
Quarter ended: 30th September, 2015			
Partly paid-up shares:-	No. of partly paid-up shares	As a % of total no. of partly paid-up shares	As a % of total no. of shares of the company
Held by promoter/promoter group	0	0	0
Held by public	0	0	0
<b>Total - D</b>	<b>0</b>	<b>0</b>	<b>0</b>
Outstanding convertible securities:- (FCCB) : See Notes	No. of outstanding securities	As a % of total no. of outstanding convertible securities	As a % of total no. of shares of the company, assuming full conversion of the convertible securities
Held by promoter/promoter group	0	0	0
Held by public	4530000	100	25.03
<b>Total - E</b>	<b>4530000</b>	<b>100</b>	<b>25.03</b>
Warrants:-	No. of warrants	As a % of total no. of warrants	As a % of total no. of shares of the company, assuming full conversion of warrants
Held by promoter/promoter group	0	0	0
Held by public	0	0	0
<b>Total - F</b>	<b>0</b>	<b>0</b>	<b>0</b>
Total paid-up capital of the company, assuming full conversion of warrants and convertible securities		18095850	



## Statement Showing Shareholding Pattern

30.09.2015

Category code	Category of Shareholder	Number of Shareholders	Table (I)(a)		Total shareholding as a percentage of total number of shares		Shares Pledged or otherwise encumbered	
			Total number of shares	Number of shares held in dematerialized form	As a percentage of (A+B) <sup>1</sup>	As a percentage of (A+B+C)	Number of shares	As a percentage
(I)	(II)	(III)	(IV)	(V)	(VI)	(VII)	(VIII)	(IX)= (VIII)/(IV)*100
(A)	Shareholding of Promoter and Promoter Group <sup>2</sup>							
1	Indian							
(a)	Individuals/ Hindu Undivided Family	0	0	0	0.00	0.00	0	0.00
(b)	Central Government/ State Government(s)	0	0	0	0.00	0.00	0	0.00
(c)	Bodies Corporate	2	3026095	3026095	22.31	22.31	0	0.00
(d)	Shareholding of Promoter and Promoter Group	0	0	0	0.00	0.00	0	0.00
(e)	Any Others(Specify)							
(e-i)	Directors and their relatives	5	4471063	4471063	32.96	32.96	0	0.00
(e-ii)								
	Sub Total(A)(1)	7	7497158	7497158	55.26	55.26	0	0.00
2	Foreign							




a	Individuals (Non-Residents Individuals/ Foreign Individuals)	0	0	0	0.00	0.00	0	0.00
b	Bodies Corporate	0	0	0	0.00	0.00	0	0.00
c	Institutions	0	0	0	0.00	0.00	0	0.00
d	Qualified Foreign Investor	0	0	0	0.00	0.00	0	0.00
e	Any Others(Specify)	0	0	0	0.00	0.00	0	0.00
e-i		0	0	0	0.00	0.00	0	0.00
e-ii								
	<b>Sub Total(A)(2)</b>	<b>0</b>	<b>0</b>	<b>0</b>	<b>0.00</b>	<b>0.00</b>	<b>0</b>	<b>0</b>
	<b>Total Shareholding of Promoter and Promoter Group (A)= (A)(1)+(A)(2)</b>	<b>7</b>	<b>7497158</b>	<b>7497158</b>	<b>55.26</b>	<b>55.26</b>	<b>0</b>	<b>0.00</b>
<b>(B)</b>	<b>Public shareholding</b>							
<b>1</b>	<b>Institutions</b>							
(a)	Mutual Funds/ UTI	9	694	0	0.01	0.00	0	0.00
(b)	Financial Institutions / Banks	18	143087	140622	1.05	1.04	0	0.00
(c)	Central Government/ State Government(s)	0	0	0	0.00	0.00	0	0.00
(d)	Venture Capital Funds	0	0	0	0.00	0.00	0	0.00
(e)	Insurance Companies	0	0	0	0.00	0.00	0	0.00
(f)	Foreign Institutional Investors	3	256	64	0.00	0.00	0	0.00
(g)	Foreign Venture Capital Investors	0	0	0	0.00	0.00	0	0.00
(h)	Qualified Foreign Investor	0	0	0	0.00	0.00	0	0.00
(l)	Any Others(Specify)	0	0	0	0.00	0.00	0	0.00
(I-i)	Trust	3	318	300	0.00	0.00	0	0.00
(I-ii)								
	<b>Sub-Total (B)(1)</b>	<b>33</b>	<b>144355</b>	<b>140986</b>	<b>1.06</b>	<b>1.04</b>	<b>0</b>	<b>0.00</b>
<b>B 2</b>	<b>Non-institutions</b>							
(a)	Bodies Corporate	304	2083586	2075661	15.36	15.30	0	0.00
(b)	Individuals							



I	Individuals -i. Individual shareholders holding nominal share capital up to Rs 1 lakh	21198	2291407	1831043	16.89	13.50	9176	0.27
II	ii. Individual shareholders holding nominal share capital in excess of Rs. 1 lakh.	25	746350	680683	5.50	5.02	0	0.00
(c)	Qualified Foreign Investor	0	0	0	0.00	0.00	0	0.00
(d)	Any Other (specify)				0.00	0.00		
(d-i)	Clearing Member	52	35071	35071	0.26	0.26	1196	0.00
(d-ii)	NRI/NRN	598	70357	45476	0.52	0.34	128	0.00
(d-iii)	Foreign Companies	3	697224	697224	5.14	5.14	0	0.00
(d-iv)	Overseas Body Companies	4	342	0	0.00	0.00	0	0.00
	<b>Sub-Total (B)(2)</b>	<b>22184</b>	<b>5924337</b>	<b>5365158</b>	<b>43.67</b>	<b>39.55</b>	<b>10500</b>	<b>0.18</b>
(B)	<b>Total Public Shareholding (B)= (B)(1)+(B)(2)</b>	<b>22217</b>	<b>6068692</b>	<b>5506144</b>	<b>44.74</b>	<b>40.59</b>	<b>10500</b>	<b>0.18</b>
	<b>TOTAL (A)+(B)</b>	<b>22224</b>	<b>13565850</b>	<b>13003302</b>	<b>100.00</b>	<b>95.85</b>	<b>10500</b>	<b>0.08</b>
(C)	<b>Shares held by Custodians and against which Depository Receipts have been issued</b>							
1	Promoter and Promoter Group	0	0	0	0	0.00	0	0.00
2	Public	0	0	0	0	0.00	0	0.00
	<b>Sub-Total (C)</b>	<b>0</b>	<b>0</b>	<b>0</b>	<b>0</b>	<b>0</b>	<b>0</b>	<b>0.00</b>
	<b>GRAND TOTAL (A)+(B)+(C)</b>	<b>22224</b>	<b>13565850</b>	<b>13003302</b>	<b>100.00</b>	<b>95.85</b>	<b>10500</b>	<b>0.08</b>



Sr.No	Notes
1	Outstanding Convertible Securities >>>FCCB: FCCBs equal to US \$ 18 million Optionally Convertible @ Rs.156/- per share at a fixed exchange rate of Rs.39.26 per dollar were issued vide loan Agreement dated 14.2.2008 =18000000*39.26/156 =4530000 equity shares
2	
3	
4	
5	
6	
7	
8	
9	




(I)(b) Statement showing holding of securities (including shares, warrants, convertible securities) of persons belonging to the category "Promoter and Promoter Group"

30.09.2015

Sr. No.	Name of the shareholder	Details of Shares held		Encumbered shares (*)			Details of warrants		Details of convertible securities		Total shares (including underlying shares assuming full conversion of warrants and convertible securities) as a % of diluted share capital
		Number of shares held	As a % of grand total (A)+(B)+(C)	No.	As a percentage	As a % of grand total (A)+(B)+(C) of sub-clause (I)(a)	Number of warrants held	As a % total number of warrants of the same class	Number of convertible securities held	As a % total number of convertible securities of the same class	
(I)	(II)	(III)	(IV)	(V)	(VI)=(V)/(III)*100	(VII)	(VIII)	(IX)	(X)	(XI)	(XII)
1	JAYASHREE ARUN FIRODIA	2889296	21.30	0	0.00	0.00	0	0	0	0	0
2	JAYASHREE ARUN FIRODIA	344135	2.54	0	0.00	0.00	0	0	0	0	0
3	MICRO AGE INSTRUMENTS P LTD	1849845	13.64	0	0.00	0.00	0	0	0	0	0
4	AJINKYA HOLDINGS PVT. LTD.	1176250	8.67	0	0.00	0.00	0	0	0	0	0
5	ARUN HASTIMAL FIRODIA	107961	0.80	0	0.00	0.00	0	0	0	0	0
6	AJINKYA ARUN FIRODIA	1129055	8.32	0	0.00	0.00	0	0	0	0	0
7	SULAJJA MANISH FIRODIAMOTWAN	616	0.00	0	0.00	0.00	0	0	0	0	0
<b>TOTAL</b>		<b>7497158</b>	<b>55.26</b>	<b>0</b>	<b>0.00</b>	<b>0.00</b>	<b>0</b>	<b>0</b>	<b>0</b>	<b>0</b>	<b>0</b>

(\*) The term "encumbrance" has the same meaning as assigned to it in regulation 28(3) of the SAST Regulations, 2011



**(I)(c)(i) Statement showing holding of securities (including shares, warrants, convertible securities) of persons belonging to the category "Public" and holding more than 1% of the total number of shares**

30.09.2015

Sr. No.	Name of the shareholder	Number of shares held	Shares as a percentage of total number of shares {i.e., Grand Total (A)+(B)+(C) indicated in Statement at para (I)(a) above}	Details of warrants		Details of convertible securities		Total shares (including underlying shares assuming full conversion of warrants and convertible securities) as a % of diluted share capital
				Number of warrants held	As a % total number of warrants of the same class	Number of convertible securities held	% w.r.t total number of convertible securities of the same class	
1	Ashoka Investment Holdings Limited	1060947	7.82	0	0	0	0	0
2	RELIANCE CAPITAL LIMITED	715000	5.27	0	0	0	0	0
3	HARSHA HITESH JHAVERI	290000	2.14	0	0	0	0	0
4	AIA SINGAPORE PRIVATE LIMITED	195867	1.44	0	0	0	0	0
5	BILLION ALLY LIMITED	378940	2.79	0	0	0	0	0
6	BNY CORPORATE TRUSTEE SERVICES LIMITED (TRUSTEE FOR BOND HOLDERS)	0	0	0	0	4530000	100	25.03
<b>TOTAL</b>		<b>2640754</b>	<b>19.47</b>	<b>0</b>	<b>0</b>	<b>4530000</b>	<b>100</b>	<b>25.03</b>






**(I)(c)(ii) Statement showing holding of securities (including shares, warrants, convertible securities) of persons (together with PAC) belonging to the category "Public" and holding more than 5% of the total number of shares of the company**

**30.09.2015**


Sr. No.	Name(s) of the shareholder(s) and the Persons Acting in Concert (PAC) with them	Number of shares	Shares as a percentage of total number of shares {i.e., Grand Total (A)+(B)+(C) indicated in Statement at para (I)(a) above}	Details of warrants		Details of convertible securities		Total shares (including underlying shares assuming full conversion of warrants and convertible securities) as a % of diluted share capital
				Number of warrants	As a % total number of warrants of the same class	Number of convertible securities held	% w.r.t total number of convertible securities of the same class	
1	Ashoka Investment Holdings Limited	1060947	7.82	0	0	0	0	0
2	Reliance Capital Limited	715000	5.27	0	0	0	0	0
3	BNY CORPORATE TRUSTEE SERVICES LIMITED (TRUSTEE FOR BOND HOLDERS)	0	0	0	0	4530000	100	25.03
<b>TOTAL</b>		<b>1775947</b>	<b>13.09</b>	<b>0</b>	<b>0</b>	<b>4530000</b>	<b>100.00</b>	<b>25.03</b>



(D)(d) Statement showing details of locked-in shares

30.09.2015


Sr. No.	Name of the shareholder	Number of locked-in shares	Locked-in shares as a percentage of total number of shares {i.e., Grand Total (A)+(B)+(C) indicated in Statement at para (I)(a) above}
			L
		I	
	N		
<b>TOTAL</b>			



(I)(c)(ii) Statement showing holding of securities (including shares, warrants, convertible securities) of persons (together with PAC) belonging to the category "Public" and holding more than 5% of the total number of shares of the company

30.09.2015

Sr. No.	Name(s) of the shareholder(s) and the Persons Acting in Concert (PAC) with them	Number of shares	Shares as a percentage of total number of shares {i.e., Grand Total (A)+(B)+(C) indicated in Statement at para (I)(a) above}	Details of warrants		Details of convertible securities		Total shares (including underlying shares assuming full conversion of warrants and convertible securities) as a % of diluted share capital
				Number of warrants	As a % total number of warrants of the same class	Number of convertible securities held	% w.r.t total number of convertible securities of the same class	
1	Ashoka Investment Holdings Limited	1060947	7.82	0	0	0	0	0
2	Reliance Capital Limited	715000	5.27	0	0	0	0	0
3	BNY CORPORATE TRUSTEE SERVICES LIMITED (TRUSTEE FOR BOND HOLDERS)	0	0	0	0	4530000	100	25.03
<b>TOTAL</b>		<b>1775947</b>	<b>13.09</b>	<b>0</b>	<b>0</b>	<b>4530000</b>	<b>100.00</b>	<b>25.03</b>



(II)(b) Statement showing holding of Depository Receipts (DRs), where underlying shares held by "promoter/promoter group" are in excess of 1% of the total number of shares

30.09.2015

Sr. No.	Name of the DR Holder	Type of outstanding DR (ADRs, GDRs, SDRs, etc.)	Number of shares underlying outstanding DRs	Shares underlying outstanding DRs as a percentage of total number of shares {i.e., Grand Total (A)+(B)+(C) indicated in Statement at para (I)(a) above}
1				
2				
3				
4			L	
5		I		
6				
7	N			
8				
9				
<b>TOTAL</b>				

