

**KINETIC ENGINEERING LIMITED**

Regd. Office : Kinetic Innovation Park, D-1 Block,
Plot No. 18/2, H. K. Firodia Road, MIDC,
Chinchwad, Pune - 411 019. (India)

Tele. : +91-20-66142049
Fax : +91-20-66142088 / 89

CIN : L35912MH1970PLC014819

Website : www.kineticindia.com

KEL/SEC/2015

January 17, 2015

To,
Bombay Stock Exchange Ltd.,
Dept. of Corporate Services,
25th Floor, P. J. Towers,
Dalal Street, Fort,
Mumbai- 400 001

Kind Attn.: Mr. Wilbur Fernandes, Manager- DCS- CRD
Sub.: Shareholding Pattern


Dear Sir,

Please find enclosed herewith Shareholding Pattern of the Company as on 31/12/2014 as per Clause 35 of the Listing Agreement.

Thanking You,

Yours faithfully,

For Kinetic Engineering Limited



Rohit Purandare
Company Secretary



Encl.: a/a.

Introductory sub-table (I)(a)

Name of the Company: KINETIC ENGINEERING LIMITED

Scrip Code, Name of the scrip, class of security: 500240, KINETICE, EQUITY SHARES

Quarter ended: 31st December, 2014

Partly paid-up shares:-

	No. of partly paid-up shares	As a % of total no. of partly paid-up shares	As a % of total no. of shares of the company
Held by promoter/promoter group	0	0	0
Held by public	0	0	0
Total - D	0	0	0

Outstanding convertible securities:-

	No. of outstanding convertible securities	As a % of total no. of outstanding convertible securities	As a % of total no. of shares of the company, assuming full conversion of the convertible securities
Held by promoter/promoter group	0	0	0
Held by public	4530000	100	25.03
Total - E	4530000	100	25.03

Warrants:-

	No. of warrants	As a % of total no. of warrants	As a % of total no. of shares of the company, assuming full conversion of warrants
Held by promoter/promoter group	0	0	0
Held by public	0	0	0
Total - F	0	0	0

Total paid-up capital of the company, assuming full conversion of warrants and convertible securities

18095850






Statement Showing Shareholding Pattern

31.12.2014


Table (I)(a)

Category code	Category of Shareholder	Number of Shareholders	Total number of shares	Number of shares held in dematerialized form	Total shareholding as a percentage of total number of shares		Shares Pledged or otherwise encumbered	
					As a percentage of (A+B) ¹	As a percentage of (A+B+C)		
(I)	(II)	(III)	(IV)	(V)	(VI)	(VII)	(VIII)	(IX) = (VIII)/(IV)*100
(A)	Shareholding of Promoter and Promoter Group ²							
1	Indian							
(a)	Individuals/ Hindu Undivided Family							
(b)	Central Government/ State Government(s)	0	0	0	0.00	0.00	0	0.00
(c)	Bodies Corporate	0	0	0	0.00	0.00	0	0.00
(d)	Financial Institutions/ Banks	2	3026095	3026095	22.31	22.31	0	0.00
(e)	Any Others(Specify)	0	0	0	0.00	0.00	0	0.00
(e-1)	Directors and their relatives	5	4420913	4420913	32.59	32.59	0	0.00
Sub Total(A)(1)			7	7447008	7447008	54.90	0	0.00
Foreign								
Foreign Individuals (Non-Residents Individuals/ Foreign Individuals)			0	0	0	0.00	0	0.00


b	Bodies Corporate	0	0	0	0	0.00	0.00	0	0.00
c	Institutions	0	0	0	0	0.00	0.00	0	0.00
d	Qualified Foreign Investor	0	0	0	0	0.00	0.00	0	0.00
e	Any Others(Specify)	0	0	0	0	0.00	0.00	0	0.00
	Sub Total(A)(2)	0	0	0	0	0.00	0.00	0	0
	Total Shareholding of Promoter and Promoter Group (A)=(A)(1)+(A)(2)	7	7447008	7447008	54.90	54.90	0	0.00	
(B)	Public shareholding								
I	Institutions								
(a)	Mutual Funds/ UTI	9	694	0	0.01	0.01	0	0.00	
(b)	Financial Institutions / Banks	18	143087	140622	1.05	1.05	0	0.00	
(c)	Central Government/ State Government(s)	0	0	0	0.00	0.00	0	0.00	
(d)	Venture Capital Funds	0	0	0	0.00	0.00	0	0.00	
(e)	Insurance Companies	0	0	0	0.00	0.00	0	0.00	
(f)	Foreign Institutional Investors	3	256	64	0.00	0.00	0	0.00	
(g)	Foreign Venture Capital Investors	0	0	0	0.00	0.00	0	0.00	
(h)	Qualified Foreign Investor	0	0	0	0.00	0.00	0	0.00	
(i)	Any Others(Specify)	0	0	0	0.00	0.00	0	0.00	
(i-i)	Trust	2	280	262	0.00	0.00	0	0.00	
(i-ii)									
	Sub-Total (B)(1)	32	144317	140948	1.06	1.06	0	0.00	
B 2	Non-institutions								
(a)	Bodies Corporate	323	1156345	1035931	8.52	8.52	0	0.00	
(b)	Individuals								



I	Individuals -i. Individual shareholders holding nominal share capital up to Rs 1 lakh	21907	2189529	1718662	16.14	16.14	1524	0.07
II	ii. Individual shareholders holding nominal share capital in excess of Rs. 1 lakh.	32	842209	776542	6.21	6.21	0	0.00
(c)	Qualified Foreign Investor	0	0	0	0.00	0.00	0	0.00
(d)	Any Other (specify)							
(d-i)	Clearing Member	58	73653	73653	0.55	0.55	0	0.00
(d-ii)	NRI/NRN							
		603	66765	41783	0.49	0.49	128	0.00
(d-iii)	Foreign Companies	4	1645682	1645682	12.13	12.13	0	0.00
(d-iv)	Overseas Body Companies	4	342	0	0.00	0.00	0	0.00
	Sub-Total (B)(2)	22931	5974525	5292253	44.04	44.04	1652	0.03
(B)	Total Public Shareholding (B)= (B)(1)+(B)(2)	22963	6118842	5433201	45.11	45.11	1652	0.03
	TOTAL (A)+(B)	22970	13565850	12880209	100.00	100.00	1652	0.01
(C)	Shares held by Custodians and against which Depository Receipts have been issued							
1	Promoter and Promoter Group	0	0	0	0.00	0.00	0	0.00
2	Public	0	0	0	0.00	0.00	0	0.00
	Sub-Total (C)	0	0	0	0	0	0	0.00
	GRAND TOTAL (A)+(B)+(C)	22970	13565850	12880209	100.00	100.00	1652	0.01



Sr.No	Notes
1	Outstanding Convertible Securities >>> FCCB: FCCBs equal to US \$ 18 million Optionally Convertible @ Rs. 156/- per share at a fixed exchange rate of Rs. 39.26 per dollar were issued vide loan Agreement dated 14.2.2008 =18000000*39.26/156 =4530000 equity shares
2	
3	
4	
5	
6	
7	
8	
9	




(D)(b) Statement showing holding of securities (including shares, warrants, convertible securities) of persons belonging to the category "Promoter and Promoter Group"

31.12.2014

Sr.	Name of the shareholder	Details of Shares held		Encumbered shares (*)			Details of warrants		Details of convertible securities		Total shares (including underlying shares assuming full conversion of warrants and convertible securities) as a % of diluted share capital
		Number of shares held	As a % of grand total (A)+(B)+(C)	No.	As a percentage (VI)=(V)/(III)*100	As a % of grand total (A)+(B)+(C) of sub-clause (I)(a)	Number of warrants held	As a % total number of warrants of the same class	Number of convertible securities held	As a % total number of convertible securities of the same class	
(I)	(II)	(III)	(IV)	(V)	(VI)	(VII)	(VIII)	(IX)	(X)	(XI)	(XII)
1	JAYASHREE ARUN FIRODIA	2839146	20.93	0	0.00	0.00	0	0	0	0	0
2	JAYASHREE ARUN FIRODIA	344135	2.54	0	0.00	0.00	0	0	0	0	0
3	MICRO AGE INSTRUMENTS P LTD	1849845	13.64	0	0.00	0.00	0	0	0	0	0
4	AJINKYA HOLDINGS PVT. LTD.	1176250	8.67	0	0.00	0.00	0	0	0	0	0
5	ARUN HASTIMAL FIRODIA	107961	0.80	0	0.00	0.00	0	0	0	0	0
6	AJINKYA A. ARUN FIRODIA	1129055	8.32	0	0.00	0.00	0	0	0	0	0
7	SULAJIA MANISH FIRODIAMOTWAN	616	0.00	0	0.00	0.00	0	0	0	0	0
TOTAL		7447008	54.90	0	0.00	0.00	0	0	0	0	0


(*) The term "encumbrance" has the same meaning as assigned to it in regulation 28(3) of the SAST Regulations, 2011



(D)(c)(i) Statement showing holding of securities (including shares, warrants, convertible securities) of persons belonging to the category "Public" and holding more than 1% of the total number of shares

31.12.2014

Sr. No.	Name of the shareholder	Number of shares held	Shares as a percentage of total number of shares {i.e., Grand Total (A)+(B)+(C) indicated in Statement at para (D)(a) above}	Details of warrants		Details of convertible securities		Total shares (including underlying shares assuming full conversion of warrants and convertible securities) as a % of diluted share capital
				Number of warrants held	As a % total number of warrants of the same class	Number of convertible securities held	% w.r.t total number of convertible securities of the same class	
1	PINEBRIDGE ASIA PARTNERS II L.P.	1060947	7.82	0	0	0	0	0
2	RELIANCE CAPITAL LIMITED	715000	5.27	0	0	0	0	0
3	HARSHA HITESH JHAVERI	290000	2.14	0	0	0	0	0
4	ALA SINGAPORE PRIVATE LIMITED	195867	1.44	0	0	0	0	0
5	BILLION ALLY LIMITED	378940	2.79	0	0	0	0	0
6	BNY CORPORATE TRUSTEE SERVICES LIMITED (TRUSTEE FOR BOND HOLDERS)	0	0	0	0	4530000	100	25.03
TOTAL		2640754	19.47	0	0	4530000	100	25.03



(D)(c)(ii) Statement showing holding of securities (including shares, warrants, convertible securities) of persons (together with PAC) belonging to the category "Public" and holding more than 5% of the total number of shares of the company

31.12.2014

Sr. No.	Name(s) of the shareholder(s) and the Persons Acting in Concert (PAC) with them	Number of shares	Shares as a percentage of total number of shares f.e., Grand Total (A)+(B)+(C) indicated in Statement at para (D)(a) above}	Details of warrants		Details of convertible securities		Total shares (including underlying shares assuming full conversion of warrants and convertible securities) as a % of diluted share capital
				Number of warrants	As a % total number of warrants of the same class	Number of convertible securities held	% w.r.t total number of convertible securities of the same class	
1	Pinebridge Asia Partners II L.P.	1060947	7.82	0	0	0	0	0
2	Reliance Capital Limited	715000	5.27	0	0	0	0	0
3	BNY CORPORATE TRUSTEE SERVICES LIMITED (TRUSTEE FOR BOND HOLDERS)	0	0	0	0	4530000	100	25.03
TOTAL		1775947	13.09	0	0	4530000	100.00	25.03



(II)(a) Statement showing details of Depository Receipts (DRs)

				31.12.2014
Sr. No.	Type of outstanding DR (ADRs, GDRs, SDRs, etc.)	Number of outstanding DRs	Number of shares underlying outstanding DRs	Shares underlying outstanding DRs as a percentage of total number of shares {i.e., Grand Total (A)+(B)+(C) indicated in Statement at para (I)(a) above}
1				
2				
3				
4				
5				
6			L	
7		I		
8				
9	N			
TOTAL				



(ID)(b) Statement showing holding of Depository Receipts (DRs), where underlying shares held by "promoter/promoter group" are in excess of 1% of the total number of shares

31.12.2014

Sr. No.	Name of the DR Holder	Type of outstanding DR (ADRs, GDRs, SDRs, etc.)	Number of shares underlying outstanding DRs	Shares underlying outstanding DRs as a percentage of total number of shares {i.e., Grand Total (A)+(B)+(C) indicated in Statement at para (I)(a) above}
1				
2				
3				
4			L	
5		I		
6				
7	N			
8				
9				
TOTAL				

